




## Seattle MQG Community Outreach Challenge 2023

<https://quiltcon.com/community-outreach-challenge/>

**Colors:** Bella Solids Prune (main fabric), Saffron, Canary, Dovetail, and Mauve, plus a few extra fabrics in this palette. Each participant will receive a large piece of main fabric plus several accent strips, precut.


**Design Concept:** Abstract symmetrical design that appears to be random, inspired by DNA sequencing. This quilt will be a non-literal representation of the DNA of the people who contribute to it. There's an example of DNA sequencing beside the mockup on the right.




Please mail completed blocks to David by Sept. 1st:

David Owen Hastings  
500 Broadmoor St  
Sequim WA 98382-4505

Roll fold your finished block, it should fit into a standard letter envelope.



**Step 1:** Cut your main fabric (Prune) into slices, one cut for each accent strip you receive. Make random cuts, don't worry about measuring. Odd spacing is good!



**Step 2:** Sew the accent strips into the main fabric using quarter-inch seam allowances, pressed away from the strips. I like to use a mid-grey thread for piecing, like Aurifil 2606 but any grey thread is fine.



**Step 3:** Trim your striped block to 9 inches wide. Leave the length as-is, the more random the better! If you have unscented pressing spray, give the finished block a good pressing. You're done!